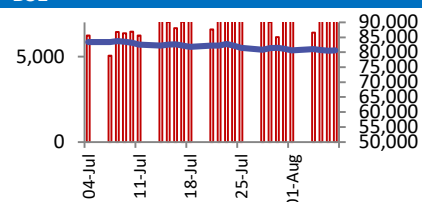
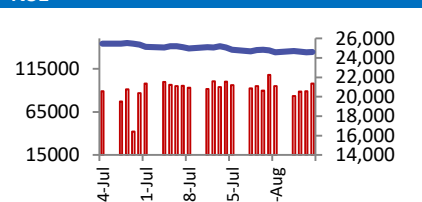


## BSE



Open	80263
High	80738
Low	79811
Close	80623
Change	79
Volume (Lacs)	7620
Turnover (Rs.inCr)	11918

## NSE



Open	24464
High	24634
Low	24344
Close	24596
Change	22
Volume(Lacs)	32076
Turnover(Rs.in Cr)	98041

World Markets	Current	Previous	Pt. Chg	Var(%)
Dow	43969	44193	(224)	-0.5%
Dow Futures	44204	44080	124	0.3%
Nasdaq	21243	21169	73	0.3%
FTSE	9101	9164	(64)	-0.7%
Nikkei	41969	41059	910	2.2%
Hang Seng	24979	25082	(103)	-0.4%
Gift Nifty	24640	24695	(55)	-0.2%
Straits Singapore	4241	4258	(17)	-0.4%
South Korea	3221	3228	(7)	-0.2%
Taiwan	24046	24004	43	0.2%
Shanghai	3642	3640	2	0.1%

Commodity Prices	Current	Previous	Pt. Chg	Var(%)
Copper (\$/MT)	9685	9676	9	0.1%
Alumin (\$/MT)	2610	2609	1	0.0%
Zinc (\$/MT)	2813	2789	25	0.9%
Brent Crude (\$/bbl)	66	66	(0)	0.0%
Gold (\$/Ounce)	3390	3396	(7)	-0.2%
Silver (\$/Ounce)	38	38	(0)	-0.3%
Light Crude (\$/bbl)	64	64	(0)	-0.1%
N G (\$/mmbtu)	3	3	0	0.3%
Sugar (\$/MT)	463	462	0	0.1%
Rubber (Rs./kg)	203	205	(2)	-0.7%
Baltic Dry Index	2008	1994	14	0.7%

Currency Exchange Rate	Current	Previous	Var(%)
Rs./ \$ rate	87.71	87.74	-0.03%
Rs./ Euro	102.37	101.65	0.70%
Rs./Chinese Yuan	12.21	12.21	0.00%
Yen / \$ rate	147.19	147.14	0.03%
\$ US/Euro	1.17	1.17	-0.04%

Dollar Index	Current	Previous	Var(%)
Dollar Index	98.10	98.40	-0.30%

Support/ Resistance Levels for Today		
	Nifty	Bank Nifty Fut
Support 1	24500	55500
Support 2	24440	55270
Resistance	24670	56000

Securities in Ban For Trade
PNBHOUSING

## Market Review

**US:** Major Wall Street indexes were mixed on Thursday, with the Dow and S&P 500 ending lower, as European stocks closed at a one-week high on strong financial stocks and hopes of a Ukraine ceasefire.

**Asia:** Asia-Pacific markets traded mixed Friday, after two of the three key benchmarks on Wall Street gave back gains and closed lower.

**India:** Indian equity markets staged a sharp comeback in the final hour of trade on Thursday, with more than 30 Nifty constituents ended the session in the green, with IT, metals, and auto stocks leading the rebound. **Market is expected to open on a flattish note and likely to witness range bound move during the day.**

**Global economy:** Japan's government lowered its economic growth forecast for FY26, citing the impact of U.S. tariffs on capital spending and ongoing inflation pressures affecting consumer spending. The revised estimates, presented at Japan's top economic council meeting, show the government now expects inflation-adjusted GDP to grow by 0.7% for FY26. This represents a significant reduction from the previous projection of 1.2% made in January.

Argentina's industrial output increased 9.3% in June compared to the same month last year. The figures, which were presented in non-seasonally adjusted terms, showed strong annual growth in the South American nation's industrial sector. When compared to the previous month, however, industrial production in Argentina experienced a decline.

Zimbabwe's gold reserves have reached 3.4 tonnes as of June 30, more than doubling from 1.6 tonnes recorded on the same date last year. In his mid-term monetary policy statement, RBZ Governor, Mushayavanhu, attributed the significant boost in both foreign currency and gold reserves to a sharp increase in foreign currency inflows.

**Commodities:** Oil prices experienced slight fluctuations in early Asian trading on Friday, poised for their most significant weekly losses since late June. Investor apprehension grew over the potential global economic repercussions of newly implemented tariffs.

Gold futures surged to a new high following the U.S. imposition of tariffs on imported one-kilo gold bars, fuelling safe-haven demand amid trade tensions. Spot gold is set for a second consecutive weekly gain, bolstered by tariff turmoil and expectations of U.S. interest rate cuts.

**Currency:** The dollar faced pressure, nearing a weekly decline as Trump's Fed nominee fueled expectations of a dovish replacement for Powell.

**FII Derivative Transactions (Rs. Cr)**

Contracts	Purchase		Sell		Net	Open Interest (OI)		OI (Previous day)		Change	
	Contract	Value	Contract	Value		Contract	Value	Contract	Value	Contract	Value
Index Future	16187	3018	22355	4149	(1131)	209213	38948	201711	37462	7502	1486
Index Option	16174221	2974386	16151376	2970512	3874	1107536	205610	1648108	304903	(540572)	(99293)
Stock Future	315413	21561	302201	20321	1240	5431137	369398	5390399	364943	40738	4455
Stock Option	274911	19174	274969	19207	(33)	252288	17111	234176	15902	18112	1209
<b>Total</b>	<b>16780732</b>	<b>3018139</b>	<b>16750901</b>	<b>3014189</b>	<b>3950</b>	<b>7000174</b>	<b>631067</b>	<b>7474394</b>	<b>723210</b>	<b>(474220)</b>	<b>(92143)</b>

FII All Activity-BBG (Rs Cr)		Buy	Sell	Net
31-Jul-25		15771	21924	(6153)
1-Aug-25		12007	13453	(1445)
4-Aug-25		9879	11847	(1968)
5-Aug-25		16759	15197	1561
6-Aug-25		11690	16088	(4399)
<b>Month to date- Aug</b>		<b>50335</b>	<b>56586</b>	<b>(6250)</b>
FII (Prov.) (Rs Cr)		Buy	Sell	Net
1-Aug-25		9379	12746	(3366)
4-Aug-25		9015	11581	(2567)
5-Aug-25		15251	15274	(22)
6-Aug-25		11242	16241	(4999)
7-Aug-25		10568	15565	(4997)
<b>Month to date-Aug</b>		<b>55456</b>	<b>71407</b>	<b>(15952)</b>
DII (Prov.) (Rs. Cr)		Buy	Sell	Net
1-Aug-25		14990	11803	3187
4-Aug-25		14068	9682	4386
5-Aug-25		14251	10411	3840
6-Aug-25		16761	9966	6794
7-Aug-25		19630	8766	10864
<b>Month to date-Aug</b>		<b>79700</b>	<b>50628</b>	<b>29072</b>
FII Debt - BBG (Rs. Cr)		Buy	Sell	Net
31-Jul-25		1450	1415	35
1-Aug-25		3631	1868	1763
4-Aug-25		2290	2616	(326)
5-Aug-25		3090	2156	934
6-Aug-25		1271	997	274
<b>Month to date- Aug</b>		<b>10282</b>	<b>7637</b>	<b>2644</b>

Market Breadth	BSE		NSE	
	No.	%	No.	%
Advance	1751	42%	1311	43%
Decline	2297	55%	1644	54%
Unchanged	144	3%	71	2%

Market Turnover	07-Aug	06-Aug	Var (%)
BSE Cash	11918	10375	15%
NSE Cash	98041	89123	10%
NSE Futures	109064	86469	26%
NSE Options	61260307	19923258	207%
Total (Rs.Cr)	61479331	20109226	206%

Volatility Index	07-Aug	06-Aug
Volatility Index	11.69	11.96

Index PE - TTM	07-Aug	Yr. High	Yr. Low
Sensex	22.6	25.2	20.3
Nifty	21.7	24.4	19.6

**Corporate News**
**AU Small Finance Bank bags universal banking licence from RBI, first in 11 years**

The Reserve Bank has granted in-principle approval to AU Small Finance Bank Ltd. for transitioning from a small finance bank (SFB) to a universal bank. Last time, the universal banking licences were granted in 2014 to Bandhan Bank and IDFC Bank, which later became IDFC First Bank. (TH)

**Zydus receives NOC from Health Canada for ZDS-Varenicline Tablets 0.5 & 1 mg**

Zydus Lifesciences Limited including its subsidiaries/ affiliates, hereafter referred to as Zydus has received NOC from Health Canada for ZDS-Varenicline tablets 0.5 & 1 mg. This is the group's first NOC approval in Canada. Varenicline is used as an aid in smoking cessation. (FE)

**OIL and IREL Sign MoU to Collaborate on Rare Earth and Critical Minerals**

In a significant step towards strengthening India's self-reliance in strategic mineral sourcing, Oil India Limited and IREL Limited have signed a MoU on August 7, 2025 in Mumbai to cooperate and collaborate for development of Critical Minerals (BS)

**Economy**
**Trump's 50% tariffs: India should step on the accelerator with its own reforms**

Three years of Indian oil imports from Russia are supposed to have funded Russia's war effort, but not the 60 years of European imports prior to that. India is supposed to be the reason why Putin is not climbing down. (ET)

**India takes a re-look at US market access offer; Sectors, barring farm, under review for BTA talks**

India is reviewing its market access offer to the US afresh, ahead of the visit of American trade negotiators later this month, people familiar with the development said. Despite US President Trump doubling tariffs, India is hoping to conclude the Bilateral Trade Agreement later this month, well before the extra 25% duty comes into effect in 21 days. (ET)

**International**
**SoftBank shares surge to record after optimism for AI prospects boosted Q1 earnings**

Shares in SoftBank Group jumped more than 13% to a record high on Friday morning in a show of investor support for the Japanese technology investor's AI push after first quarter profit beat expectations. SoftBank's share price hit 14,205 yen at the close of morning trading. (ET)

Top 5 Nifty Gainers	07-Aug	06-Aug	Var(%)
HEROMOTOCO	4661	4475	4.2%
TECHM	1482	1459	1.6%
JSWSTEEL	1065	1053	1.2%
WIPRO	242	240	1.0%
ETERNAL	302	299	1.0%
Top 5 Nifty Losers	07-Aug	06-Aug	Var(%)
ADANIENT	2250	2300	-2.2%
ADANIPTS	1345	1367	-1.6%
TRENT	5304	5357	-1.0%
TATAMOTORS	647	653	-1.0%
GRASIM	2744	2766	-0.8%

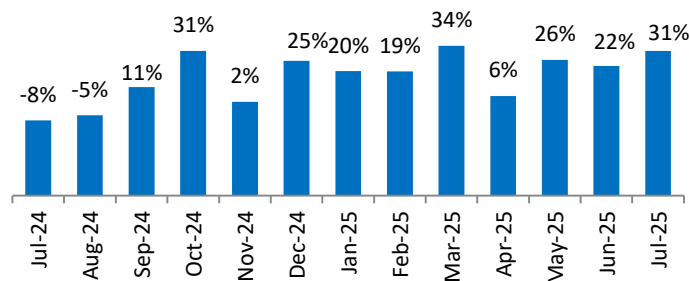
BSE Index Watch	Last	1 day	1 wk	1 mth	1 yr
SENSEX	80623	0.1%	-0.7%	-3.7%	2.2%
MIDCAP	45279	0.3%	-1.1%	-3.1%	-2.9%
SMLCAP	52136	-0.2%	-2.4%	-4.4%	-2.0%
AUTO	53216	0.3%	0.6%	-0.2%	-5.6%
BANKEK	61770	0.1%	-0.5%	-3.5%	8.3%
Capital Goods	67849	-0.4%	-0.6%	-6.0%	-5.2%
FMCG	20351	0.0%	-1.1%	-0.4%	-9.4%
Health Care	43644	0.5%	-3.8%	-2.0%	6.6%
IT	34154	0.7%	-1.9%	-10.5%	-12.9%
METAL	31025	0.2%	0.4%	-2.0%	0.8%
Oil & Gas	26057	-0.2%	-2.8%	-8.7%	-17.4%
Power	6630	-0.4%	-1.0%	-4.1%	-18.9%
Realty	6936	-0.1%	-2.1%	-9.0%	-11.8%

Margin Trading Disclosure (Rs. In Cr)	Last	1 day	1 wk	1 mth	3 mth
Op. Scripwise Outstanding	91699	0.3%	0.3%	5.4%	33.5%
Fresh Exposure	5273	-2.7%	-7.4%	-8.9%	2.6%
Exposure liquidated	5314	4.9%	-3.3%	-1.6%	13.1%
Closing Net scripwise outstanding	91657	-0.1%	0.1%	4.9%	32.5%

NSE USD Futures	07-Aug	06-Aug	Var (%)
July Expiry (Rs./\$)	86.49	86.49	0.0%
Aug Expiry (Rs./\$)	85.97	85.97	0.0%
Total Turnover (Rs. Crore)	1258	1238	2%

Sectors	TTM PE
Auto	30.78
Auto Ancillary	42.42
Banking	14.23
Engineering	46.35
Cement	69.12
Diamonds & Jewellery	43.16
Housing Finance	23.57
Infrastructure & Const	25.98
Metals-Aluminium	28.25
Metal – Steel	17.47
Oil Expl.	6.99
Pharma	9.92
Power – Gen. Supp.	39.27
Information Tech.	28.66
Sugar	17.35
Telecom Serv. Prov.	38.75
Tyres	33.26

### Royal Enfield: Monthly Sales Volume Growth (YoY) (Source: Company data)



10 year G-Sec Yield	Current	Previous	Change
US	4.25%	4.25%	(0) bps
Japan	1.50%	1.49%	1 bps
India	6.39%	6.42%	(3) bps
UK	4.55%	4.53%	2 bps
Libor 3 Mths	4.85%	4.85%	(0) bps

Indian Eco Data	Current	Previous	Var(%)
Forex Reserve (US\$ in bn)	602	698	-13.8%
Inflation - WPI	-0.13%	0.39%	(52) bps
Inflation - CPI	2.10%	2.82%	(72) bps

India GDP	Q3FY25	Q2FY25	Var(%)
Growth	7.38%	6.40%	98 bps

Monetary Policy	Current	Previous	Change
Repo Rate	5.50%	5.50%	0 bps
Reverse Repo Rate	3.35%	3.35%	0 bps
CRR	3.00%	4.00%	(100) bps
O/S Banking System Liquidity (Rs bn)	3585	3756	(171.0)

IIP Growth %	Jun-25	Jun-24	Apr-Feb
IIP	1.5	4.9	3.3
Capital Goods	3.5	3.6	7.9
Mining	3.9	3.5	3.8
Manufacturing	-2.6	8.6	2.1
Electricity	-8.7	10.3	0.4

**ADR Price Movement**

Company	Price (US\$)	Volume	Previous Day Price	Volume	Variance (%)	No. of Share Per ADR	ADR Price (Rs.)	BSE Price	Variance (%)
Infosys Tech	16.02	19616576	16.07	16992590	-0.31%	1	1405.03	1436.90	-2.2%
Wipro	2.66	9248700	2.64	9068759	0.76%	1	233.30	242.32	-3.7%
Dr.Reddy's	13.60	1199154	13.33	1435028	2.03%	1	1192.79	1200.80	-0.7%
ICICI Bank	32.84	1782488	32.97	3397839	-0.39%	2	1440.12	1440.30	0.0%
HDFC Bank	75.73	1330331	75.88	1097053	-0.20%	3	2213.97	1995.40	11.0%

**GDR's (US\$)**

	Prices	Prev. Close	Change	Var %
L&T	41.40	41.15	0.3	0.6%
RIL	63.20	62.80	0.4	0.6%
SBI	92.20	91.90	0.3	0.3%

US Economy Data	Current	Previous
Inflation (%) (YoY)	2.70%	2.40%
Unemployment (%)	4.20%	4.10%

Interest Rate (%)	Current	Previous
Fed Rate	4.50%	4.50%

US GDP	Q2CY25	Q1CY25
Growth (QoQ Annualized)	3.00%	-0.50%

China Economy Data	Current	Previous
GDP	5.20%	5.40%
Inflation – CPI (%)	0.10%	-0.10%

**Economic Calendar**

	Date
Indian GDP Data	29 Aug
Indian Inflation Data CPI	12 Aug
Indian Inflation Data WPI	14 Aug
Indian Monetary Policy	01 Oct
India's Industrial Production (IIP)	28 Aug
US Inflation Data	12 Aug
US GDP	28 Aug
US Unemployment Data	05 Sep
US Fed Rate	17 Sep
China GDP	20 Oct
China Inflation Data	09 Aug



## Event Update

Name	Date	Purpose
Aaron Industries Ltd.	08/08/25	Dividend
Alkem Laboratories Ltd.	08/08/25	Rs.8.00 per share(400%)Final Dividend
Ceat Ltd.	08/08/25	Rs.30.00 per share(300%)Final Dividend
Computer Age Management Services Ltd.	08/08/25	Rs.11.00 per share(110%)Interim Dividend
Flair Writing Industries Ltd.	08/08/25	Rs.1.00 per share(20%)Final Dividend
Gujarat Containers Ltd.	08/08/25	Rs.1.50 per share(15%)Final Dividend
Gujarat Hotels Ltd.	08/08/25	Rs.3.00 per share(30%)Final Dividend
Hindalco Industries Ltd.	08/08/25	Rs.5.00 per share(500%)Final Dividend
Indian Oil Corporation Ltd.	08/08/25	Rs.3.00 per share(30%)Final Dividend
Kronox Lab Sciences Ltd.	08/08/25	Rs.0.50 per share(5%)Final Dividend
Matrimony.Com Ltd.	08/08/25	Rs.5.00 per share(100%)Final Dividend
Multi Commodity Exchange Of India Ltd.	08/08/25	Rs.30.00 per share(300%)Dividend
Nestle India Ltd.	08/08/25	Bonus issue
Oriental Aromatics Ltd.	08/08/25	Rs.0.50 per share(10%)Final Dividend
Paras Defence And Space Technologies Ltd.	08/08/25	Rs.0.50 per share(5%)Final Dividend
Premco Global Ltd.	08/08/25	Rs.4.00 per share(40%)First Interim Dividend
Qess Corp Ltd.	08/08/25	Rs.6.00 per share(60%)Final Dividend
Shilchar Technologies Ltd.	08/08/25	Rs.12.50 per share(125%)Final Dividend
Shradha AI Technologies Ltd.	08/08/25	Rs.0.60 per share(30%)Final Dividend
Sonata Software Ltd.	08/08/25	Rs.1.25 per share(125%)Interim Dividend
Steelcast Ltd.	08/08/25	First Interim Dividend
Varroc Engineering Ltd.	08/08/25	Rs.1.00 per share(100%)Final Dividend
Vishnu Chemicals Ltd.	08/08/25	Rs.0.30 per share(15%)Final Dividend
Voith Paper Fabrics India Ltd.	08/08/25	Rs.10.00 per share(100%)Final Dividend
Wonderla Holidays Ltd.	08/08/25	Rs.2.00 per share(20%)Final Dividend
ZF Commercial Vehicle Control Systems India Ltd.	08/08/25	Rs.19.00 per share(380%)Final Dividend

## Bulk Deal As On 07/08/25

BSE

Security Code	Security Name	Client Name	Deal	Quantity	Price
544431	ACEALPHA	MALLIKARJUNKASIBHATTA	S	96000	115.9
543443	ASCENSIVE	SAJJAN KUMAR PATWARI	B	210000	18.95
540923	ASHOKAMET	RIMPY MITTAL	S	124536	17.92
540923	ASHOKAMET	RIMPY MITTAL	B	158536	18.02
544468	BDI	ARNAV FINANCIAL SERVICES PRIVATE LIMITED	B	92400	108.13
539175	BLUEGOD	SHAILESH DHAMELIYA	S	459464	25.82
539175	BLUEGOD	SHAILESH DHAMELIYA	B	200000	25.82
530249	BRIDGESE	PRASANT DEVENDRABHAI CHAUDHARY	B	238800	11.13
539596	DELTA	RAKESH KUMAR GOEL	S	40000	13.58
539596	DELTA	VATSAL AGARWAAL	B	27375	13.56
526473	ELEFLOR	BHAVISHYA ECOMMERCE PRIVATE LIMITED	S	19217	11.07
526473	ELEFLOR	BHAVISHYA ECOMMERCE PRIVATE LIMITED	B	283091	11.06
526473	ELEFLOR	INDIA FAST FORWARD ADVISORY SERVICES PRIVATE LIMITED	S	132500	11.07
526473	ELEFLOR	PRABHU LAL MEENA	S	391115	11.07
532183	GAYATRI	KISHORE CHANDRADEV KARUKOLA	S	325932	12.5
542477	GLEAM	ASIF AMIN SEKHANI	B	90000	10.12
532359	HITKITGLO	BHAVISHYA ECOMMERCE PRIVATE LIMITED	B	516280	1.15
532359	HITKITGLO	DILIPKUMAR AMULAKH TANNA	S	750000	1.14
532359	HITKITGLO	MANOJ KUMAR KANDA	S	300000	1.26
532359	HITKITGLO	RAJESH TRIPATHI	B	240000	1.28
539659	KAMATS	VALUE LINE ADVISORS PRIVATE LIMITED	S	106050	60
531328	KRETTOSYS	ASTRON DEVELOPERS PRIVATE LIMITED	B	4500000	1.81
537707	LADDU	SHAILESH DHAMELIYA	S	1000000	4.21
537707	LADDU	SHAILESH DHAMELIYA	B	1000000	4.2
544437	MARCLOIRE	RAKESH SETHIA	S	38400	56.8
544437	MARCLOIRE	SAMTA POLYMERS LTD	B	37200	56.86
544472	MEHUL	SELVAMURTHY AKILANDESWARI	B	54400	82.58
513721	MFSINTRCRP	HEMANT PATEL	S	25039	16.1
544467	NSDL	QI BROKERAGE LLP	S	2535882	1033.6
544467	NSDL	QI BROKERAGE LLP	B	2535626	1033.16
544467	NSDL	TWO ROADS TRADING PRIVATE LIMITED	S	1267390	1039.02
544467	NSDL	TWO ROADS TRADING PRIVATE LIMITED	B	1267390	1038.51
531512	ORIENTTR	JUPITER CITY DEVELOPERS (INDIA) LIMITED	B	265000	22.37
531512	ORIENTTR	NIRAJ RAJNIKANT SHAH	S	80999	22.15
531512	ORIENTTR	SANKET BHARAT SHAH	S	93000	22.71
543540	PGCRL	AKARSHIKA TRADERS LLP	B	29400	138.15
543540	PGCRL	KAUSHIK SHAH SHARES & SEC. LTD	S	21000	137.35
531257	PRATIKSH	EKLINGJI BROKING LLP	B	60948	20.82
531257	PRATIKSH	LABDHI SHARES & STOCKS HOLDINGS PVT LTD	S	79867	20.5
539519	SATTVASUKU	KRISHNA KUMAR GOYAL	B	4586135	0.78
540259	SHANGAR	AVENUE BUSINESS CENTER PRIVATE LIMITED	S	7773996	0.51
540259	SHANGAR	JIGISHA USHIRBHAI SHAH	S	2750380	0.51
540259	SHANGAR	KHUSHBU HITESH SHAH	S	2503835	0.51
540259	SHANGAR	NARASIMHA NAIK KARAMTHOT	B	4199999	0.51
540259	SHANGAR	PARNIT VENTURES PRIVATE LIMITED	B	2951459	0.5
544047	SIYARAM	DWARKADHISH VENTURE PRIVATE LIMITED	S	277500	122.22
509015	THAKRAL	KANWALJEET SINGH DHILLON	S	100000	9.04
539310	THINKINK	PRANESH GUPTA	S	7635506	0.25
544433	VALINDIA	THAKKAR RASHMIKANT AMRATLAL	S	114000	33.14

544436	VANDAN	DRASHTI LAXMIKANT SOLANKI	S	43200	37.27
544436	VANDAN	RCSPL SHARE BROKING PRIVATE LIMITED	S	117600	36.45
544436	VANDAN	RCSPL SHARE BROKING PRIVATE LIMITED	B	8400	37.27
544436	VANDAN	SCRIN TRADING AND INVESTMENT COMPANY	S	44400	37.27
544436	VANDAN	SCROD TRADING AND INVESTMENT COMPANY	S	43200	37.27
531574	VASINFRA	SARAVANA SECURITIES (PROP: D. SATHYAMOORTHY)	B	100000	14.01
531574	VASINFRA	SUNDEEP RAJPAL CHHABRA	S	165115	14.01
524394	VIMTALABS	HRTI PRIVATE LIMITED	S	327492	648.36
524394	VIMTALABS	HRTI PRIVATE LIMITED	B	377610	646.2

NSE					
Security Code	Security Name	Client Name	Deal	Quantity	Price
CUDML	Cash Ur Drive Marketing L	AARTH.AIF GROWTH FUND	BUY	131000	152.46
CUDML	Cash Ur Drive Marketing L	LONGTHRIVE CAPITAL VCC - TRENDVIEW CAPITAL FUND	BUY	680000	154.51
CUDML	Cash Ur Drive Marketing L	MANSI SHARE AND STOCK BROKING PRIVATE LIMITED	BUY	324000	153.56
CUDML	Cash Ur Drive Marketing L	NAV CAPITAL VCC - NAV CAPITAL EMERGING STAR FUND	BUY	150000	155
CUDML	Cash Ur Drive Marketing L	NAVBHARAT INVESTMENT OPPORTUNITIES FUND	BUY	90000	155
CUDML	Cash Ur Drive Marketing L	PASHUPATI CAPITA SER PVT LTD	BUY	100000	155
CUDML	Cash Ur Drive Marketing L	ZETA GLOBAL FUNDS (OEIC) PCC LIMITED - ZETA SERIES B FUND PC	BUY	90000	152.4
ETERNAL	ETERNAL LIMITED	ANTFIN SINGAPORE HOLDING PTE. LTD.	SELL	141311006	289.91
GATECH	GACM Technologies Limited	VENKATA TIRUPATI RAO JONNA	SELL	7607012	0.51
GVPTECH	GVP Infotech Limited	LINKSTAR TRUST	SELL	1550000	9.01
IGCL	Indogulf Cropsciences Ltd	VINEY EQUITY MARKET LLP	BUY	400000	103.76
IGCL	Indogulf Cropsciences Ltd	VINEY GROWTH FUND	SELL	400000	103.76
KOTAKBANK	Kotak Mahindra Bank Limit	OPPENHEIMER FUNDS INC A/C OPPENHEIMER DEVELOPING MARKETS FUN	SELL	10357024	1965.2
LAXMIINDIA	Lax mi India Finance Ltd	FINAVENUE GROWTH FUND	SELL	294719	121.36
MVKAGRO	M.V.K. Agro Food Prod Ltd	TUSHAR BHERULAL TEPAN	SELL	84000	260.15
ONYX	Onyx Biotec Limited	MARWADI SHARES AND FINANCE LTD.	SELL	100000	49
RNPL	Renol Polychem Limited	KAMAL ASNANI	BUY	81600	105
RNPL	Renol Polychem Limited	NEO APEX VENTURE LLP	BUY	48000	99.75
RNPL	Renol Polychem Limited	RAJASTHAN GLOBAL SECURITIES PVT LTD	SELL	228000	105
RNPL	Renol Polychem Limited	TORIVO INDIA PRIVATE LIMITED	BUY	68400	105
RNPL	Renol Polychem Limited	TRUVESTA CAPITAL ADVISORS LLP	BUY	48000	103.29
TFCILTD	Tourism Finance Corp	ADITYA KUMAR HALWASIYA	BUY	909177	288.79
BLACKBUCK	Zinka Logistics Sol Ltd	ITHAN CREEK MASTER INVESTORS (CAYMAN) L.P.F	SELL	992921	540.54

#### Disclosure:

Research Reports that are published by Nirmal Bang Securities Private Limited (hereinafter referred to as "NBSPL") are for private circulation only. NBSPL is a registered Research Analyst under SEBI (Research Analyst) Regulations, 2014 having Registration no. INH000001766. NBSPL is also a registered Stock Broker with National Stock Exchange of India Limited, BSE Limited, Metropolitan Stock Exchange of India Limited, Multi Commodity Exchange of India Limited and , National Commodity and Derivative Exchange Limited in Capital Market , Equity and Commodities derivatives segments and Currency Derivatives Segment .

NBSPL has other business divisions with independent research teams separated by Chinese walls, and therefore may, at times, have different or contrary views on stocks and markets.

NBSPL or its associates have not been debarred / suspended by SEBI or any other regulatory authority for accessing / dealing in securities Market since last 20 years. NBSPL, its associates or analyst or his relatives do not hold any financial interest (Except Investment) in the subject company. NBSPL or its associates or Analyst do not have any conflict or material conflict of interest at the time of publication of the research report with the subject company. NBSPL or its associates or Analyst or his relatives may or may not hold beneficial ownership of 1% or more in the subject company at the end of the month immediately preceding the date of publication of this research report.

NBSPL or its associates / analyst has not received any compensation / managed or co-managed public offering of securities of the company covered by Analyst during the past twelve months. NBSPL or its associates have not received any compensation or other benefits from the company covered by Analyst or third party in connection with the research report. Analyst has not served as an officer, director or employee of Subject Company. NBSPL / analyst has not been engaged in market making activity of the subject company.

**Analyst Certification:** The research analysts and authors of these reports, hereby certify that the views expressed in this research report accurately reflects my/our personal views about the subject securities, issuers, products, sectors or industries. It is also certified that no part of the compensation of the analyst(s) was, is, or will be directly or indirectly related to the inclusion of specific recommendations or views in this research. The analyst(s) principally responsible for the preparation of this research report and has taken reasonable care to achieve and maintain independence and objectivity in making any recommendations.



## Disclaimer:

The Research Report is for the personal information of the authorized recipient and does not construe to be any investment, legal or taxation advice. NBSPL is not soliciting any action based upon it. Nothing in the research report shall be construed as a solicitation to buy or sell any security or product, or to engage in or refrain from engaging in any such transaction. In preparing the research report, we did not take into account the investment objectives, financial situation and particular needs of the reader.

The research report has been prepared for the general use of the clients of NBSPL and must not be copied, either in whole or in part, or distributed or redistributed to any other person in any form. If you are not the intended recipient you must not use or disclose the information in the research report in any way. Though disseminated to all the customers simultaneously, not all customers may receive the research report at the same time. NBSPL will not treat recipients as customers by virtue of their receiving the research report. The research report is not directed or intended for distribution to or use by any person or entity resident in a state, country or any jurisdiction, where such distribution, publication, availability or use would be contrary to law, regulation or which would subject NBSPL & its group companies to registration or licensing requirements within such jurisdictions.

The report is based on the information obtained from sources believed to be reliable, but we do not make any representation or warranty that it is accurate, complete or up-to-date and it should not be relied upon as such. We accept no obligation to correct or update the information or opinions in it. NBSPL or any of its affiliates or employees shall not be in any way responsible for any loss or damage that may arise to any person from any inadvertent error in the information contained in the research report. NBSPL or any of its affiliates or employees do not provide, at any time, any express or implied warranty of any kind, regarding any matter pertaining to this report, including without limitation the implied warranties of merchantability, fitness for a particular purpose, and non-infringement. The recipients of the research report should rely on their own investigations.

This information is subject to change without any prior notice. NBSPL reserves its absolute discretion and right to make or refrain from making modifications and alterations to this statement from time to time. Nevertheless, NBSPL is committed to providing independent and transparent recommendations to its clients, and would be happy to provide information in response to specific client queries.

Before making an investment decision on the basis of research report, the reader needs to consider, with or without the assistance of an adviser, whether the advice is appropriate in light of their particular investment needs, objectives and financial circumstances. There are risks involved in securities trading. The price of securities can and does fluctuate, and an individual security may even become valueless. International investors are reminded of the additional risks inherent in international investments, such as currency fluctuations and international stock market or economic conditions, which may adversely affect the value of the investment. Opinions expressed are subject to change without any notice. Neither the company nor the director or the employees of NBSPL accept any liability whatsoever for any direct, indirect, consequential or other loss arising from any use of the research report and/or further communication in relation to the research report. Here it may be noted that neither NBSPL, nor its directors, employees, agents or representatives shall be liable for any damages whether direct or indirect, incidental, special or consequential including lost revenue or lost profit that may arise from or in connection with the use of the information contained in the research report.

Copyright of this document vests exclusively with NBSPL.

Our reports are also available on our website

Registration granted by SEBI and certification from NISM in no way guarantee performance of NBSPL or provide any assurance of returns to investors.

### **Nirmal Bang Research (Division of Nirmal Bang Securities Pvt. Ltd.)**

B-2, 301/302, Marathon Innova,  
Opp. Peninsula Corporate Park  
Off. Ganpatrao Kadam Marg  
Lower Parel(W), Mumbai-400013  
Board No. : 91 22 6723 8000/8001  
Fax. : 022 6723 8010